

**Tractor attachments
to make lawn care
maintenance
an easier job.**



Agri-Fab®
Lawn Care Made Easy™



Agri-Fab®

Lawn Care Made Easy™

**Want the perfect lawn?
Follow these 4 easy steps twice per year.**

DE-THATCH



SWEEP



SPREAD



AERATE

Lawn Care Calendar

SPRING



- Sweep up winter lawn debris to prevent mold.
- Roll lawn to level out uneven areas caused by freezing and thawing soil.
- Aerate to open up compacted soil.
- Overseed bare areas.
- Apply pre-emergent herbicide in early spring.
- Start mowing only after grass has started to actively grow again.
(Mower height depends on your species of grass and your climate, but a general rule is to mow slightly lower in the spring and fall; higher in the summer.)
- Apply a light dressing of low-nitrogen fertilizer in late spring.

SUMMER




- Apply grub control product in early summer.
- Mow grass regularly.
(Adjust mower height in weather extremes: In drought conditions, mow higher and less often; in a wet season, mow slightly lower and more often.)
- Trim grass edges.
- Fertilize and feed if necessary, but do not use these products during dry spells.
- Water grass as needed. Water deeply and only when really needed.

FALL



- De-thatch and sweep up debris.
- Aerate compacted soil if you didn't do this in the spring.
- Overseed bare areas if you didn't do this in the spring. Apply seed about a month before first frost.
- Apply a light dressing of fertilizer once in early fall, and again in late fall.
- Remove leaves.
- For final mowing, raise the mower height slightly.
- Spray perennial weeds.

WINTER



- Perform maintenance on lawn care equipment according to your owner's manuals.
- Sharpen mower blades.
- Remove fallen branches and winter debris as necessary.
- Apply fungicide in late winter/early spring.

SpeedEPart®

SpeedEPart® is the easiest way to order Agri-Fab® or the Agri-Fab® family of parts. SpeedEPart® is available when you need to order parts, 24 hours, 7 days a week, 365 days a year. Most part orders are shipped within the following 24 hours, with the exception of holidays and weekends. To order parts under warranty, please contact our Customer Care Department at 800-448-9282.

3Yr Warranty

Agri-Fab® Consumer Limited Warranty

Agri-Fab® Consumer Attachments are **warranted for three (3) years** with the exception of wear parts. This warranty does not cover misuse, negligent handling or lack of reasonable maintenance and product care. For more information regarding this limited warranty or other Agri-Fab® family product warranties, please contact our Customer Care Department at 800-448-9282 or visit our **website at www.agri-fab.com**.

Exception...Agri-Fab® engine-powered products are warranted for one (1) year excluding wear parts. Actual engines on Agri-Fab® engine-powered products are covered by the engine manufacturer.*

*Wear parts are subject to change without notice.

This document is protected under the U.S. Copyright Laws and the copyright laws of foreign countries, pursuant to the Universal Copyright Convention and the Berne convention. No part of this document may be reproduced or transmitted in any form or by any means, electronic or mechanical, including photocopying or recording, or by any information storage or retrieval system, without the express written permission of Agri-Fab®, Inc. Unauthorized uses and/or reproductions of this document will subject such unauthorized user to civil and criminal penalties as provided by the United States Copyright Laws.



ALL SEASON SWEEPERS

6



SPREADERS

12



CARTS

24



GROOMERS & ROLLERS

30



SPRAYERS

44



THE ROUGH CUT MOWERS 48



VACS

52



GROUND ENGAGING

56

ALL SEASON SWEEPERS

Agri-Fab® offers a complete line of quality sweepers.

In The Spring...

unlike a regular bagger attachment, Agri-Fab® sweepers quickly and easily pick up winter's debris in one pass.

In The Summer...

unlike a regular bagger attachment, you can raise or lower the brushes to get all the clippings in one pass.

In The Fall...

unlike a regular bagger attachment, its bag is wide and deep, so you can easily pick up all the leaves in half the time.





SWEEPERS

Here's how Agri-Fab's® 44" Lawn Sweeper makes lawn care easy.



You don't have to get off the tractor.
Just lift up the handle and dump. It's that easy.



You can clean up everything in one pass.
Its brushes easily adjust to the level you want so you get a single clean pass.



You don't have to dump as often.
Its extra large bag (25 cu. ft.) holds 2 to 3 times more than a 2-bin bagger.



You don't have to make as many passes.
It's offset hitch makes for faster, easier cleanup, when mulching.

MODEL 45-0456 Patent Pending



- Features inspired by consumer research.
- No-skip design cleans up debris in one pass.
- 44" width clears debris 24% faster than a 38" sweeper.
- Cut and sweep the lawn at the same time with off-set design.
- Unique design allows for easy bag removal.
- Universal hitch fits any lawn tractor regardless of brand.

STD. Pk. • 1

Wt. Ea. • 92 lbs.

Assembled Product Size • 78" x 55" x 52"

UPS • Y

Plt. Qty. • 8

Carton Size L x W x H • 52.5" x 16.75" x 18.25"

UPC Code Ref. • 052613102060



SmartSWEEP™ folding hitch tube

Hitch tube folds to aid in storage.



SmartSWEEP™ height adjustment

Easy, pull-button brush height adjustment.

You don't have to worry about storage.

The sweeper quickly collapses. You just hang it up in the garage for the next time.



SWEEPERS

The Agri-Fab® 38" and 42" Tow Lawn Sweepers are durable and designed for easy and better debris pickup.

38" Tow Lawn Sweeper



MODEL 45-0331

- Sweeper width...38".
- Unique design provides more traction on the sweeper wheels for greater debris pickup.
- Stamped steel housing provides durability to withstand season after season of use.

STD. Pk. • 1
Wt. Ea. • 63 lbs.
Assembled Product Size • 72" x 45" x 23"
UPS • Y
Plt. Qty. • 21
Carton Size L x W x H • 46.25" x 18.75" x 12.5"
UPC Code Ref. • 052613453315

42" Tow Lawn Sweeper



MODEL 45-0320

- Sweeper width...42".
- 42" width clears debris 17% faster than a 38" sweeper.
- Unique design provides more traction on the sweeper wheels for greater debris pickup.
- Stamped steel housing provides durability to withstand season after season of use.

STD. Pk. • 1
Wt. Ea. • 68 lbs.
Assembled Product Size • 67" x 51" x 24"
UPS • Y
Plt. Qty. • 21
Carton Size L x W x H • 51.75" x 12.625" x 11.5"
UPC Code Ref. • 052613453209

The Agri-Fab® Push Lawn Sweeper makes cleaning up debris easy by clearing the lawn 50% faster than a lawn rake.

Easy to push. It's 26" wide yet has a lightweight design.

Easy to store. Conveniently collapsible hopper just folds up.

Made to last. It's poly housing resists rust.



MODEL 45-0218

STD. Pk. • 1
Wt. Ea. • 25 lbs.
Assembled Product Size • 52.5" x 31" x 33"
UPS • Y
Plt. Qty. • 30
Carton Size L x W x H • 31.6" x 12" x 14.9"
UPC Code Ref. • 052613452189

LEAVES . . . TO SWEEP OR NOT TO SWEEP

Autumn leaves are beautiful on the trees, but can be a lot of work once they hit the ground. Instead of raking all season long, here are a couple of ideas:

Mulch leaves into the lawn.

If you have just a light, dry layer of leaves, you can use a mulching mower to mow them into a nutrient-rich meal for your lawn. Simply leave the finely chopped up leaves on the grass; they will settle in and decompose.

Sweep instead of raking.

Use a lawn sweeper to quickly pick up leaves. You can either mow over them to break them down first, or simply sweep them up whole.

What do I do with all these leaves?

Add them to your compost pile. Put them on your vegetable garden, to be tilled into the soil. Use them as winter protection for roses and other tender bushes — cage the plant and fill with dry leaves. Use them as mulch around shrubs and perennial gardens. Call your community waste disposal company to come get your bagged or piled leaves.

SPREADERS

The easy way to care for your lawn year after year.

Easy-set Controls

Easy Rolling

Easy To Apply





SPREADERS

Whether you push it or pull it, an Agri-Fab® Spreader will make your life easier and your lawn beautiful.



Pro Model (45-0471)

Unique innovative shield protects gardens and driveways from overspreading chemicals.



Bail control (45-0462 & 45-0471)

Convenient bail handle for quick on and off.



Tow Behind (45-0463)

Universal hitch easily attaches to any lawn tractor regardless of brand.

Features on the 45-0471, 45-0462 and the 45-0463 Agri-Fab® Spreaders

Pro Model



MODEL 45-0471 Patent D602,045 & Patent Pending

- 25,000 sq. ft. coverage; roughly 1/2 acre.*
- Large pneumatic tires for easy maneuverability.
- Fast and easy assembly.
- Innovative SmartSHIELD protects gardens and driveways from overspray of fertilizer, seeds, pelletized ice melt and more.
- Durable vinyl cover keeps spreading materials dry.

STD. Pk. • 1

Wt. Ea. • 37 lbs.

Assembled Product Size • 48" x 27.125" x 33.625"

UPS • N

Plt. Qty. • 12


Carton Size L x W x H • 27" x 25.5" x 30.3"

UPC Code Ref. • 052613102657


Extra large 130 lb. hopper to get the job done faster.



Professional-style aluminum beveled gear for durability.



Easy maintenance with enclosed commercial grade gearbox.



Easy to maneuver with large pneumatic tires.



SPREADERS

Push Behind



MODEL 45-0462 Patent D602,045 & Patent Pending

- Extra-large 130 lb. hopper capacity to finish projects faster.
- Professional style, easy-set controls for precise application.
- Enclosed commercial-grade gearbox for smooth rolling and easy maintenance.
- 25,000 sq. ft. coverage; roughly ½ acre.*
- Large pneumatic tires for easy maneuverability.
- Fast and easy assembly.

STD. Pk. • 1

Wt. Ea. • 35 lbs.

Assembled Product Size • 48" x 27.125" x 33.625"

UPS • N

Plt. Qty. • 12

Carton Size L x W x H • 27" x 25.5" x 30"

UPC Code Ref. • 052613102411

Tow Behind



MODEL 45-0463 Patent D602,045 & Patent Pending

- Extra-large 130 lb. hopper capacity to finish projects faster.
- Professional-style, easy-set controls for precise application.
- Enclosed commercial-grade gearbox for smooth rolling and easy maintenance.
- 25,000 sq. ft. coverage; roughly ½ acre.*
- Large pneumatic tires for easy maneuverability.
- Fast and easy assembly.
- Universal hitch fits any lawn tractor regardless of brand.

STD. Pk. • 1

Wt. Ea. • 37 lbs.

Assembled Product Size • 46" x 27.125" x 31.5"

UPS • N

Plt. Qty. • 12

Carton Size L x W x H • 27" x 25.5" x 30"

UPC Code Ref. • 052613102428

The 17 Gallon (dry)/175 lb. Tow Drop Spreader covers roughly an acre* to make your lawn maintenance job quick and easy.

MODEL 45-0288

- Hopper capacity...17 gallon (dry)/175 lb.
- 40,000 sq. ft. coverage; roughly 1 acre.*
- Rustproof poly hopper increases product life.
- 42" controlled spread width.
- Premium galvanized steel agitator is rust-resistant and easy to clean, for improved durability.
- Pneumatic tires allow for smooth transport.

STD. Pk. • 1
Wt. Ea. • 46 lbs.
Assembled Product Size • 33" x 50" x 28"
UPS • Y
Plt. Qty. • 9
Carton Size L x W x H • 53" x 15" x 21"
UPC Code Ref. • 052613452882

SPREADERS

You can control both Tow Spreaders without getting off your tractor.

7-Gallon (Dry) Tow Broadcast Spreader



MODEL 45-0315

- Hopper capacity...7 gallon (dry)/85 lb.
- 14,200 sq. ft. coverage; roughly ¼ acre.*
- Rustproof poly hopper and spreader plate increase product life.
- On/off control accessible from tractor seat for convenience.
- Up to 10' spread width for reliable coverage.
- Pneumatic tires allow for smooth transport.
- Premium galvanized rust-proof steel agitator for easy cleaning.

STD. Pk. • 1
Wt. Ea. • 19 lbs.
Assembled Product Size • 35" x 22" x 24"
UPS • Y
Plt. Qty. • 40
Carton Size L x W x H • 23.5" x 16" x 12.75"
UPC Code Ref. • 052613453155

8-Gallon (Dry) Tow Broadcast Spreader



MODEL 45-0215

- Hopper capacity...8 gallon (dry)/100 lb.
- 17,500 sq. ft. coverage; roughly ⅓ acre.*
- Rustproof poly hopper and spreader plate increase product life.
- On/off control accessible from tractor seat for convenience.
- Up to 10' spread width for reliable coverage.
- Pneumatic tires allow for smooth transport.
- Premium galvanized rust-proof steel agitator for easy cleaning.

STD. Pk. • 1
Wt. Ea. • 28 lbs.
Assembled Product Size • 39" x 28" x 27"
UPS • Y
Plt. Qty. • 10
Carton Size L x W x H • 26.5" x 26.5" x 14.5"
UPC Code Ref. • 052613452158

Now there's a 20-Gallon (Dry) Tow Spreader made for UTVs and ATVs.



COMPATIBLE

MODEL 45-0329

- Hopper capacity...20 gallon (dry)/175 lb.
- 40,000 sq. ft. coverage; roughly 1 acre.*
- Rustproof poly hopper and spreader plate increase product life.
- Raised on/off control accessible from UTV/ATV seat.
- Up to 12' spread width for reliable coverage.
- Extra-large 15" x 6" pneumatic tires with ball bearings for reliability even at higher speeds.
- Durable vinyl cover included.

STD. Pk. • 1

Wt. Ea. • 55 lbs.

Assembled Product Size • 43" x 38" x 41"

UPS • N

Plt. Qty. • 10

Carton Size L x W x H • 32" x 34.8" x 18.5"

UPC Code Ref. • 052613453292



UTV/ATV spreader grate

Agri-Fab's® UTV/ATV compatible spreaders include a spreader grate which improves material flow and performance.



UTV/ATV tow spreaders gear disengage

Agri-Fab® UTV/ATV compatible spreaders contain a gear disengage feature that allows higher transport speeds and longer life.



Deflector kit

Agri-Fab® deflector kit* #65353 narrows the spread width to 4 feet, controlling the flow of material and protecting areas from unwanted distribution.

Fits all Agri-Fab® push or tow spreaders with 8-gallon capacity or higher.



Hopper cover

Agri-Fab's® hopper covers are ideal for keeping spreading material dry.

40825: Fits Agri-Fab's® 125 lb.—175 lb. broadcast spreaders.

40883: Fits Agri-Fab's® 85 lb.—100 lb. broadcast spreaders.

41316: Fits Agri-Fab's® 130 lb spreaders.

SPREADERS

Hand-held Spreader for small lawns and hard to reach places.



MODEL 45-0282

- Great for small lawns and hard-to-reach areas.
- 1-gallon (dry)/1 lb. poly cup and hand reel for complete control.
- No assembly required.
- Has control device to spread just the right amount to keep your entire lawn beautiful.

STD. Pk. • 12

Wt. Ea. • 2 lbs.

Assembled Product Size • 10" x 9" x 9"

UPS • Y

Plt. Qty. • 360

Carton Size L x W x H • 26.5" x 18.25" x 14.75"

UPC Code Ref. • 052613452820

The lightweight 4-gallon (dry) push broadcast spreader for the small jobs.



MODEL 45-0409

- 4-gallon (dry)/50 lb. hopper holds plenty of seed for smaller jobs.
- Up to 8' broadcast coverage lets you get the job done in fewer passes.
- Durable poly wheels.

STD. Pk. • 1

Wt. Ea. • 8 lbs.

Assembled Product Size • 31.9" x 17" x 34"

UPS • Y

Plt. Qty. • 18

Carton Size L x W x H • 16" x 16.9" x 24.2"

UPC Code Ref. • 052613101124

The 7-gallon (Dry) push broadcast spreader is the perfect spreader for ¼ acre lawns.



MODEL 45-0388

- Hopper capacity...7 gallon (dry)/85 lb.
- 14,200 sq. ft. coverage; roughly ¼ acre.*
- Rustproof poly hopper and spreader plate increase product life.
- Up to 10' spread width for reliable coverage.
- Pneumatic tires allow for increased maneuverability.

STD. Pk. • 1

Wt. Ea. • 20 lbs.

Assembled Product Size • 35" x 22" x 33"

UPS • Y

Plt. Qty. • 20

Carton Size L x W x H • 19.9" x 22.5" x 25.5"

UPC Code Ref. • 052613100394

The 8-gallon (Dry) push broadcast spreader that controls the flow for precise coverage.



MODEL 45-0214

- Hopper capacity...approx. 8 gallon (dry)/100 lb.
- 17,500 sq. ft. coverage; roughly ⅓ acre.*
- Rustproof poly hopper and spreader plate increase product life.
- Steel rod flow control (no cables) for precise coverage.
- Up to 10' spread width for reliable coverage.
- Spreader setting recommendations included for easy use.

STD. Pk. • 1

Wt. Ea. • 27 lbs.

Assembled Product Size • 37" x 26" x 31"

UPS • Y

Plt. Qty. • 10

Carton Size L x W x H • 27.4" x 26.7" x 15.7"

UPC Code Ref. • 052613452141

Why, When and How to Fertilize.

FERTILIZING

WHY fertilize?

Fertilizer is designed to feed your lawn with the nutrients it needs for growth, color, root strength and overall health. The active ingredients in lawn fertilizer are Nitrogen, Phosphorus and Potassium (N, P, K). Each of these elements has a different, important purpose: Nitrogen for plant growth and healthy foliage; Phosphorus for growth and vitality of the root system; Potassium for strong cells throughout the plant tissue and overall health. When these nutrients are applied properly, your lawn will look great and be more resistant to diseases, pests and weather extremes.

WHAT type of fertilizer should I use?

Fertilizers are available in various formulations, with different ratios of the ingredients mentioned above. Since the ingredients are always listed in the N-P-K order, it's easy to tell what each formulation will do for your lawn. If you want lush foliage at the top of the plant, choose a formulation with a high N number, such as 12-4-8. To strengthen the root system, choose a formulation with a high P number, such as 5-10-5. A good all-around fertilizer would be 10-10-10. An easy way to remember which number is which is to think "up, down, all around."

WHEN should I fertilize?

Late summer and early fall are the best times of year to fertilize your lawn.

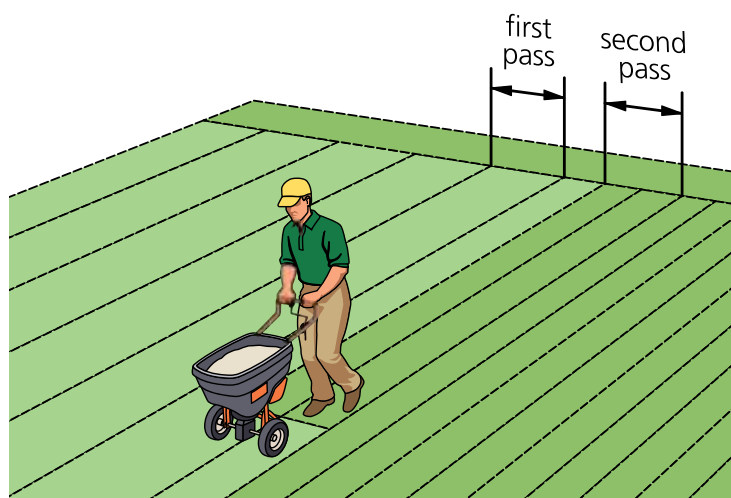
Some people like to fertilize in the spring to get the lawn off to a healthy start. However, we suggest using caution at the beginning of the growing season because early spring applications of high nitrogen products can cause a growth surge that's bad for the lawn in spite of the lush-looking results. (During a growth surge, most of the plant's energy goes to the top of the grass, at the cost of the root system.) If you want to fertilize in the spring, use a low-nitrogen product.

Fertilizing during the summer gives your lawn the strength to thrive during its main growing season. Not only is growth itself demanding on the plant chemistry, but mowing, raking, aerating, etc., all apply added stress to your lawn. A healthy, well-fed lawn will do better with these stresses, as well as with extremes in weather and possible pest damage.

In the fall, fertilizing gives your lawn an extra boost to help it through the winter. This application also provides valuable prep for next spring, helping the grass resume growth and green-up early in the season, without the growth surge discussed above.

HOW do I apply fertilizer?

A good system is to start at the edges of your lawn first. For a square or rectangular lawn, make two passes at opposite ends of the lawn; for an irregular or circular lawn, make two passes around the perimeter. Then move back and forth in straight lines between the edges, making sure to turn the spreader off when turning around. With a drop spreader, overlap the path of the wheel to avoid striping.



After fertilizing, water the lawn thoroughly but not too heavily. The idea is to wash the nutrients off of the grass leaves and gently into the soil.

HOW MUCH fertilizer should I use?

Refer to the instruction on your fertilizer bag for application rates, spreader settings and coverage amounts. This varies from product to product, because of the size of granules and the broadcast medium.

HOW TO MEASURE THE SIZE OF YOUR LAWN

You'll need to know the size of your lawn to determine fertilizer, herbicide and pesticide application. It also helps when choosing lawn equipment.

- For a rectangular or square lawn, simply multiply the length times the width for total square feet.
- If your lawn is a triangle, multiply the length of the base times the height, and divide that number by 2.
- If your lawn is circular (or close), measure the distance from the center of the lawn to the edge. This is the radius. Multiply that number by itself (r^2), and then multiply by pi (3.14).
- If your lawn is irregular, you can either break it up into smaller areas, figure those sizes, then add them up. Or you can estimate using averages. Measure the width of your lawn every 10 feet or so along the length, then calculate the average width. (Add the measurements together and divide the total by the number of measurements you made.) Do this same exercise in the other direction to arrive at an *average length*. Then multiply your average width by your average length to get a fairly accurate estimate of total square feet.
- Convert square footage to acreage by dividing your total area by 43,560, the number of square feet in a single acre.



SPREADERS

There are two basic types of fertilizer spreaders: drop and broadcast spreader. The charts below will help you decide which type of spreader is best for your job, and the size you need based on yard size.

Recommended Type of Spreader

TYPE	MATERIAL			
	Grass Seed	Fertilizer	Granular Herbicide	Ice Melt
DROP	better	good	best	good
BROADCAST	good	best	good	best

(Hand-held spreaders are useful tools also, and are good for overseeding or fertilizing small areas, or for applying ice melt to driveways and sidewalks.)



Recommended Spreader Sizes

YARD SIZE	SPREADER SIZE
Approx. 1 acre/40,000 sq. ft.	20 gallon (dry)/175 lb.
Approx. ½ acre/25,000 sq. ft.	130 lb.
Approx. ⅓ acre/14,500 sq. ft.	8 gallon (dry)/100 lb.
Approx. ¼ acre/10,800 sq. ft.	7 gallon (dry)/75 lb.

1 acre = 43,560 sq. ft.

CARTS

Agri-Fab® Carts are built to last. We guarantee it.

Tough

All Carts have a **three-year warranty.**

Versatile

Built-in **universal hitch** so it easily fits all tractors. Some even work with ATV/UTVs.

Flexible

Equipped with **pneumatic tires** so it's easy to go where you want it to go.





CARTS

Pro Cart unloads and dumps everything in one easy step.



MODEL 45-0464 Patent Pending

- 12 cu. ft. capacity, sturdy design and exclusive foot-lever dumping mechanism—smart!
- Unloads and dumps heavy materials in one easy stepping motion.
- Tires designed for easy maneuverability.
- Durable cart cleans up easily.
- Functional tailgate with recessed hardware makes dumping effortless.

STD. Pk. • 1

Wt. Ea. • 108 lbs.

Assembled Product Size • 72" x 41" x 29.5"

UPS • N

Plt. Qty. • N/A

Carton Size L x W x H • 58.3" x 41.3" x 14.5"

UPC Code Ref. • 052613102176



Foot lever makes for easy dumping.



Tailgate/recessed hardware makes dumping even easier.

The Poly Dump Cart. It's a push cart or a tow cart. Your choice.



MODEL 45-0345

- Durable poly construction cleans up quickly and lasts for years.
- 350 lb. load capacity for larger jobs.
- 14" x 4" pneumatic tires allow for easy maneuverability.
- Converts in seconds between push and tow cart for versatility.

STD. Pk. • 1

Wt. Ea. • 62 lbs.

Assembled Product Size • 56" x 33" x 30"

UPS • N

Plt. Qty. • 7

Carton Size L x W x H • 45.2" x 35.4" x 11.4"

UPC Code Ref. • 052613453452



Universal hitch fits most lawn and garden tractors.



Comes with reinforced tailgate guides for extra strength and durability.

Utility Tow Dump Cart



MODEL 45-0303

- 350 lb load capacity.
- Scratch resistant, powder-coat paint finish.
- 13" x 4" pneumatic tires allow for easy maneuverability.

STD. Pk. • 1
Wt. Ea. • 77 lbs.
Assembled Product Size • 60" x 33" x 28"
UPS • Y
Plt. Qty. • 10
Carton Size L x W x H • 41.8" x 17.2" x 14.5"
UPC Code Ref. • 052613453032

The Steel Dump Cart for loads up to 750 lbs.



MODEL 45-0101-999

- Steel bed with scratch-resistant, powder-coat paint finish for longer product life.
- 750 lb. load capacity for the large loads.
- 16" x 4" pneumatic tires allow for easy maneuverability over rough terrain.
- Wheel bearings feature grease zerks for easy maintenance and long life.

STD. Pk. • 1
Wt. Ea. • 95 lbs.
Assembled Product Size • 70" x 33" x 29"
UPS • Y
Plt. Qty. • 10
Carton Size L x W x H • 48.4" x 19.3" x 14"
UPC Code Ref. • 052613451014

The Steel Dump Cart for really impressive 1,500 lb. loads.



MODEL 45-0184

- Steel bed with scratch-resistant, powder-coat paint finish for longer product life.
- Impressive 1,500 lb. load capacity.
- 16" x 6.5" pneumatic tires allow for easy maneuverability over rough terrain.
- Wheel bearings feature grease zerks for easy maintenance and long life.

STD. Pk. • 1
Wt. Ea. • 154 lbs.
Assembled Product Size • 82" x 37" x 33"
UPS • Na
Plt. Qty. • 8
Carton Size L x W x H • 60.4" x 20.5" x 15.3"
UPC Code Ref. • 052613451847

ATV/UTV DUMP CARTS

The Agri-Fab® 45-0175 is made of easy maintenance poly to carry 650 lb. loads.



MODEL 45-0175

- Durable poly construction cleans up quickly and lasts for years.
- 650 lb. load capacity for big jobs.
- 18" x 6.5" all-terrain pneumatic tires allow for easy maneuverability over rough terrain.
- Wheels feature needle bearings and grease zerks for easy maintenance and long life.

UTV
ATV

COMPATIBLE

STD. Pk. • 1
Wt. Ea. • 93 lbs.
Assembled Product Size • 70" x 47" x 32"
UPS • N
Plt. Qty. • 7
Carton Size L x W x H • 51.7" x 33.2" x 12.9"
UPC Code Ref. • 052613451750

The Agri-Fab® 45-0217 is made of scratch resistant steel to carry extra big loads up to 1,500 lbs.



MODEL 45-0217

- Steel bed with scratch-resistant, powder-coat paint finish for longer product life.
- Impressive 1,500 lb. load capacity.
- 18" x 6.5" all-terrain pneumatic tires allow for easy maneuverability over rough terrain.
- Wheels feature needle bearings and grease zerks for easy maintenance and long life.

UTV
ATV

COMPATIBLE

STD. Pk. • 1
Wt. Ea. • 180 lbs.
Assembled Product Size • 82" x 46" x 36"
UPS • N
Plt. Qty. • 6
Carton Size L x W x H • 60.8" x 23.3" x 20.5"
UPC Code Ref. • 052613452172

Four-wheel stability on the Agri-Fab® 45-0350 makes for a safe, smooth ride.

MODEL 45-0350 Patent D544, 409 & D513, 717

- Steel bed with scratch-resistant, powder-coat paint finish for longer product life.
- 1,000 lb. load capacity for really big loads.
- Four-wheel, two-axle design for better balanced loads.
- Tube rails add height and improve load stability.
- Extra-large, 18" x 9.5" all-terrain pneumatic tires allow for easy maneuverability.
- Wheel bearings feature grease zerks for easy maintenance and long life.

**UTV
ATV** COMPATIBLE



STD. Pk. • 1
Wt. Ea. • 240 lbs.
Assembled Product Size • 80" x 52" x 36"
UPS • N
Plt. Qty. • 6
Carton Size L x W x H • 60.8" x 23" x 22.5"
UPC Code Ref. • 052613453506



Easy-access grease zerks

Easy-access grease zerks for quick regular maintenance and longer product life.



Tandem axle design

Tandem axle design gets you over even the roughest terrain, with unique "walking action" of the tandem beam.

GROOMERS & ROLLERS

Tools for the big jobs that make a big difference to your lawn.

De-thatch

De-thatchers to improve growth.

Aerate

Aerators to loosen compacted soil.

Roll

Rollers to repair frost damage and give your lawn a more manicured look.





The new Agri-Fab® complete lawn care attachment system makes it easier than ever to take great care of your lawn.

Why use these tools?



Plug Aerator

Why does a plug aerator help your lawn's appearance? As lawns age or undergo heavy traffic, your lawn's soil will become compacted. This reduces the amount of water, nutrients and oxygen your lawn needs for continued growth.



Tine De-thatcher

Why does de-thatching help your lawn's appearance? The de-thatcher will effectively bring to the surface of your lawn the thatch that chocks off the nutrients and water that your lawn needs to keep it full, healthy and green.



Curved Blade Aerator

Why does a curved blade aerator help your lawn's appearance? The spiked aerator cuts through the lawn without disturbing its surface. It allows the necessary amount of water, nutrients and oxygen to absorb into the soil while keeping it neat.



Poly Roller

Why does a poly roller help your lawn's appearance? A flat, even surface keeps your lawn looking healthy and beautiful. Uneven lawn surfaces may prevent equal feeding of nutrients and water to your lawn.

When to use them?

The Plug Aerator. Early Spring and Late Summer. These are the times of the year that the ground becomes compacted and needs to be loosened and refreshed.


Tine De-thatcher. Early Spring and Early Fall. Too much thatch can block the nutrients, weaken your grass and cause it to fall victim to heat and cold.

Curved Blade Aerator. Throughout the growing season. This special tool gently slices into the soil allowing it to breath properly without disturbing the grass.

How easy are the attachments to use?

The Base platform.

This wonderful attachment is specially designed to attach all SmartLINK attachments.



Attaches in minutes.

The lawn tools drop into place and are ready to use for easy lawn maintenance.



Space-saving storage.

Whether you use one tool or a complete set, all the Agri-Fab® attachments can easily be stored on a garage wall.



The Master Platform is designed to fit and easily install all four great attachments.



MODEL 45-0473 Patent 7,604,066

- The foundation for your SmartLINK™ lawn care system.
- Provides unprecedented versatility.
- Durable heavy-gauge steel deck and welded drawbar.
- Easy to assemble.
- Universal hitch fits any lawn tractor regardless of brand.
- SmartLINK™ attachments sold separately:
 - SmartLINK™ Turf Shark™
 - Curved Blade Aerator,
 - SmartLINK™ Plug Aerator,
 - SmartLINK™ Poly Roller and
 - SmartLINK™ Tine De-thatcher.

STD. Pk. • 1

Wt. Ea. • 65 lbs.

Assembled Product Size • 55" x 53" x 19"

UPS • Y

Plt. Qty. • 16

Carton Size L x W x H • 17" x 47.3" x 7.2"

UPC Code Ref. • 052613102633

The Tine De-thatcher easily clears away thatch build up for a lush lawn.



MODEL 45-0457

- Attaches to the SmartLINK™ Master Platform in seconds without tools.
- Effectively loosens and lifts thatch for healthier lawn growth.
- Twenty heat-treated spring tines for durability.

STD. Pk. • 1

Wt. Ea. • 20 lbs.

Assembled Product Size • 42" x 9" x 9"


UPS • Y

Plt. Qty. • 12

Carton Size L x W x H • 43" x 10.3" x 10.8"

UPC Code Ref. • 052613102107

The Plug Aerator easily loosens soil up to 3" to allow air, water and nutrients to reach the soil.



MODEL 45-0474 Patent 7,604,066

- Attaches to the SmartLINK™ Master Platform in seconds without tools.
- Rustproof aerator knives for strength and durability.
- Allows air, water and nutrients to reach soil.

STD. Pk. • 1
Wt. Ea. • 28 lbs.
Assembled Product Size • 42" x 13" x 13"
UPS • Y
Plt. Qty. • 30
Carton Size L x W x H • 42.3" x 9" x 8.3"
UPC Code Ref. • 052613102640

The Curved Blade Aerator easily pulls up and loosens soil to add nutrients all season long.



MODEL 45-0458 Patent 7,604,066 & D519,526

- Attaches to the SmartLINK™ Master Platform in seconds without tools.
- Patented Turf Shark™ design combines the best features of a plug aerator and a spike aerator.
- Ten galvanized blades designed for thorough soil penetration without messy soil plugs.
- Excellent for lightly compacted soil.

STD. Pk. • 1
Wt. Ea. • 23 lbs.
Assembled Product Size • 41" x 8" x 8"
UPS • Y
Plt. Qty. • 25
Carton Size L x W x H • 42.5" x 10" x 11.8"
UPC Code Ref. • 052613102091

The Poly Lawn Roller easily flattens and evens out your sod after frost and pest damage.



MODEL 45-0459 Patent 7,604,066

- Attaches to the SmartLINK™ Master Platform in seconds without tools.
- Easy-to-use roller flattens uneven ground or grass.
- Levels sod, seed, frost heaving and more.
- Platform and drum capacity combine to hold up to 400 lbs.

STD. Pk. • 1
Wt. Ea. • 23 lbs.
Assembled Product Size • 42" x 14" x 14"
UPS • Y
Plt. Qty. • 20
Carton Size L x W x H • 43.8" x 14.8" x 14.8"
UPC Code Ref. • 052613102084

GROOMERS & ROLLERS

The Plug Aerator with 175 lb. capacity weight tray easily increases soil penetration.



MODEL 45-0299

- 48" weight tray holds up to 175 lbs. for increased soil penetration.
- Eight spools of aerator knives, galvanized for rustproof durability.
- 10" x 4" pneumatic tires allow for smooth transport.
- Simple-to-use cantilever transport handle for easy raising and lowering the blade.

STD. Pk. • 1
Wt. Ea. • 93 lbs.
Assembled Product Size • 35" x 60" x 36"
UPS • Y
Plt. Qty. • 12
Carton Size L x W x H • 49.9" x 16.9" x 8"
UPC Code Ref. • 052613452998

The Push Spike Aerator is perfect and easy to operate on smaller lawns.



MODEL 45-0365 Patent D510, 687

- Five hardworking discs with eight spikes each for thorough penetration and effective loosening of soil.
- 7" disc diameter gives you up to 2.5" aeration depth.
- 16" working width is perfect for smaller lawns.
- Frame will hold a patio block for added weight and increased soil penetration.
- Comfortable handle for easy pushing and maneuverability.

STD. Pk. • 1
Wt. Ea. • 15 lbs.
Assembled Product Size • 40" x 41" x 41"
UPS • Y
Plt. Qty. • 54
Carton Size L x W x H • 18.2" x 13.5" x 3.7"
UPC Code Ref. • 052613100172

The Turf Shark Curved Blade Aerator combines the best features of a Plug Aerator and a Spike Aerator.



MODEL 45-0369 Patent D519,526 & 7,036,165

- Patented Turf Shark™ design combines the best features of a plug aerator and a spike aerator.
- 9" galvanized blades designed for thorough soil penetration without messy soil plugs.
- Excellent for lightly compacted soil.
- 40" weight tray holds up to 100 lb. for increased soil penetration.
- Simple-to-use cantilever transport handle for easy raising and lowering.

STD. Pk. • 1
Wt. Ea. • 55 lbs.
Assembled Product Size • 40" x 41" x 41"
UPS • Y
Plt. Qty. • 18
Carton Size L x W x H • 40.1" x 11.7" x 3.5"
UPC Code Ref. • 052613100189



The Turf Shark™ blades are excellent for aerating lightly compacted soil or loosening a light layer of thatch.

GROOMERS & ROLLERS

The Electric De-thatcher eliminates the mess and fuss of mixing gas and oil.



Product color may change.

MODEL 45-0472

- Smooth, electric operation eliminates the mess and fuss of mixing gas and oil.
- Ideal for yards with 1,000 sq. feet or less.
- Easy to assemble.
- Easy to start, just turn on the switch.
- No-tools height adjustment allows for removal of thatch, not turf.
- Cushioned handle for a comfortable grip.

STD. Pk. • 1

Wt. Ea. • 39 lbs.

Assembled Product Size • 55.5" x 24.75" x 29.5"

UPS • Y

Plt. Qty. • 20

Carton Size L x W x H • 25" x 19.25" x 11"

UPC Code Ref. • 052613102619

The Universal Front-Mount Tine De-thatcher easily attaches to most lawn sweepers.



MODEL 45-0343

- **Universal design fits most lawn sweepers in the market.**
- Effectively loosens and lifts thatch for healthier lawn growth.
- Fourteen heat-treated spring tines provide durability.
- Attaches quickly for instant pickup of removed thatch.

STD. Pk. • 1

Wt. Ea. • 12 lbs.

Assembled Product Size • N/A


UPS • Y

Plt. Qty. • 42

Carton Size L x W x H • 45.1" x 13.9" x 3.3"

UPC Code Ref. • 052613453438

The 40" Tine De-thatcher and 48" Tine De-thatcher - two different sizes for great thatch removal.



40" Tine De-thatcher

MODEL 45-0294 Patent 7,073,317

- 40" weight tray holds up to 70 lbs. for improved thatch removal.
- Twenty heat-treated spring tines provide durability.
- 7" x 1.5" semi-pneumatic tires allow for smooth transport.
- Simple-to-use cantilever transport handle for easy raising and lowering.

STD. Pk. • 1
Wt. Ea. • 33 lbs.
Assembled Product Size • 40" x 41" x 41"
UPS • Y
Plt. Qty. • 24
Carton Size L x W x H • 40.9" x 11.4" x 4.5"
UPC Code Ref. • 052613452943



48" Tine De-thatcher

MODEL 45-0295 Patent 7,073,317

- 48" weight tray holds up to 70 lbs. for improved thatch removal.
- Twenty-four heat-treated spring tines provide durability.
- 7" x 1.5" semi-pneumatic tires allow for smooth transport.
- Simple-to-use cantilever transport handle for easy raising and lowering.

STD. Pk. • 1
Wt. Ea. • 37 lbs.
Assembled Product Size • 40" x 48" x 41"
UPS • Y
Plt. Qty. • 18
Carton Size L x W x H • 50.6" x 11.4" x 4.5"
UPC Code Ref. • 052613452950

The Importance of De-thatching

THATCH

Thatch is a layer of dead organic matter that exists between the soil and the leaves of the grass plant.

THE GOOD NEWS . . .

A little thatch is natural in any lawn. And the right amount can actually help the grass and the soil, by protecting roots from heat and sun damage while creating an environment for beneficial soil and surface organisms.

AND THE BAD NEWS...

Too much thatch can mean problems. A thick layer of thatch blocks the movement of air and nutrients to the soil. Grass roots often migrate from the soil up into the thatch, where they become weak and fall victim to extreme heat or cold, as well as disease and pests. (And when roots die off, they add even more thatch to the layer!) Too much thatch can exaggerate moisture problems as well, holding too much moisture during a wet season and repelling water during a dry season.

WHAT CAUSES THATCH?

Very often, too much thatch can be traced back to well-intentioned actions on the part of the homeowner. Watering, fertilizing, weed and pest control are all important in moderation, but can result in the development of excess thatch.

Here's why:

Overfertilizing: Too much growth leads to weak roots and excess lawn debris. In addition, too much nitrogen can be harmful to the organisms that naturally control thatch buildup.

Overwatering: Too much constant moisture creates a low-oxygen environment that is harmful to soil organisms.

Shallow, frequent watering: This practice can cause roots to move up into the thatch to reach the water source. (It's best to water infrequently and deeply, only when your lawn really needs it.)

Herbicides and pesticides: While controlling harmful pests and weeds, using too much of these chemicals can harm the overall ecosystem in your lawn, killing off earthworms and soil microbes.

HOW CAN I CONTROL THATCH?

- First, correct any practices listed above that may be adding to the problem.
- **De-thatch your lawn —**
The best times to de-thatch are late summer and early fall. It's easiest to de-thatch when the ground and grass are slightly moist. Before you de-thatch, mow your lawn at a slightly lower height. It's best to make at least two passes over your lawn, and even better if you use a different pattern each time. After de-thatching, sweep or rake up the debris. Now is a good time to fertilize lightly, and water the lawn.
- **Aerate —**
While de-thatching removes thatch, aeration helps break down the thatch layer. Aeration is less traumatic for your lawn, and is best for controlling thatch before it gets too out of hand. (See below to learn the difference between plug and spike aerators.)
- **Adjust soil pH —**
If your soil chemistry is off, your grass will be weak and more likely to create (and suffer from) excess thatch. It's easy to test soil chemistry with a do-it-yourself kit from your garden center. If your soil's too acidic, add lime; too alkaline, add sulfur. Use a drop spreader for either additive, and apply according to label directions.

AERATING

When you aerate your lawn, you are essentially punching holes in the soil surface. This helps loosen compacted soil and helps more air, water and nutrients to reach the roots. The best time to aerate is in the spring at the start of the growing season. Late summer or fall aeration can also be beneficial.

Plug vs. Spike Aerators

A plug aerator actually pulls out small plugs of grass and soil. A spike or blade aerator cuts deep grooves in the soil. Both types are beneficial, but there are differences. Plug aerators are more disruptive and messier, but are more thorough for a lawn that needs attention. Spike aerators are less invasive, and the process lets the grass recover more quickly. These machines are best for regular maintenance.



Agri-Fab® Rollers easily flattens and evens out your sod after frost and pest damage.



Scraper bar
prevents clumps of soil
from being compacted
on the roller drum.



Roller drain/fill plug
empties easily and
can be filled with a
standard garden hose.

The Poly-Roller gives you your choice – pull it or tow it.

MODEL 45-0267

- 18" diameter x 24" wide.
- Poly construction for rustproof durability.
- Drum capacity...250 lb. (water).
- Lightweight when empty, for easy transport and storage.
- Use it on lawns, ball fields or park services.



STD. Pk. • 1
Wt. Ea. • 40 lbs.
Assembled Product Size • 50" x 30" x 18"
UPS • Y
Plt. Qty. • 15
Carton Size L x W x H • 31.5" x 20" x 18.8"
UPC Code Ref. • 052613452677

GROOMERS & ROLLERS

**Poly Rollers hold between 400 lbs. and 500 lbs.
to easily flatten surfaces.**



MODEL 45-0268

- 18" diameter x 36" wide.
- Poly construction for rustproof durability.
- Drum capacity...400 lb. (water).
- Lightweight when empty, for easy transport and storage.

STD. Pk. • 1

Wt. Ea. • 45 lbs.

Assembled Product Size • 50" x 42" x 18"

UPS • Y

Plt. Qty. • 15

Carton Size L x W x H • 19.8" x 43" x 19"

UPC Code Ref. • 052613452684



MODEL 45-0269

- 18" diameter x 48" wide.
- Poly construction for rustproof durability.
- Drum capacity...550 lb. (water).
- Lightweight when empty, for easy transport and storage.

STD. Pk. • 1

Wt. Ea. • 58 lbs.

Assembled Product Size • 50" x 54" x 18"

UPS • Y

Plt. Qty. • 10

Carton Size L x W x H • 54" x 20" x 20"

UPC Code Ref. • 052613452691

Heavy duty Steel Tow Rollers for big lawns or other surfaces that need to be flattened.



MODEL 45-0179

- 24" diameter x 36" wide.
- Welded seam steel construction for strength and durability.
- Drum capacity...640 lb. (water).
- Heavy-duty hitch tubes and scraper bar for reliable operation.

STD. Pk. • 4/plt.

Wt. Ea. • 110 lbs.

Assembled Product Size • 40" x 51" x 24"

UPS • N

Plt. Qty. • 4

Carton Size L x W x H • 50" x 40"

UPC Code Ref. • 052613451793



MODEL 45-0216

- 24" diameter x 48" wide.
- Welded seam steel construction for strength and durability.
- Extra-large drum capacity...910 lb. (water).
- Heavy-duty hitch tubes and scraper bar for reliable operation.

STD. Pk. • 4/plt.

Wt. Ea. • 165 lbs.

Assembled Product Size • 52" x 51" x 24"

UPS • N

Plt. Qty. • 4

Carton Size L x W x H • 53" x 52"

UPC Code Ref. • 052613452165

SPRAYERS

The easy way to control pests and disease for a healthy lawn.

Covers Large Areas

Seven-foot boom arms easily cover large areas, trouble spots, trees and gardens.

No-Clogs

No-clog spray nozzles so you never have to stop while working.

Easy Operation

Easily operates from your vehicle seat.





SPRAYERS

Agri-Fab® Tow Sprayers are available in two sizes, depending on the size of your lawn and garden.



Rear spray booms covers 7' of spray width.

SAFE SPRAYING

Liquid fertilizers, herbicides and pesticides are convenient and effective. We suggest that you follow a few basic guidelines to make sure they are also as safe as possible.

- Calibrate your sprayer according to product labeling. More product is not better and can instead be harmful.
- Wear rubber gloves when mixing and applying.
- Wear a mask whenever a label directs it.
- Spray only when winds are calm to prevent overspray and misapplication.
- Don't spray when rain is expected. Rain will dilute the effectiveness of the product you apply, and can also wash products into storm drains or onto a neighbor's property.
- Carefully and thoroughly rinse your sprayer after each use, and run clean water through the spray tip. This helps prevent the mixing of products and misapplication.
- Mark sprayers used with toxic chemicals accordingly, so that cross use does not pose a risk to children and animals.



Hand wand

Hand wand sprays up to 30' for extra reach in trees or hard-to-reach areas.

15-Gallon Tow Sprayer

MODEL 45-0292

- 15-gallon tank.
- Large screw cap for easy mixing of chemicals.
- 7' spray coverage when booms are extended.
- Easy operation from vehicle seat.
- Connects easily to vehicle's electric source.
- Hand wand sprays up to 30' so it easily reaches trees and other difficult to reach places.



STD. Pk. • 1
Wt. Ea. • 40 lbs.
Assembled Product Size • 55" x 24" x 18"
UPS • Y
Plt. Qty. • 10
Carton Size L x W x H • 37.5" x 16.3" x 15.1"
UPC Code Ref. • 052613452929

25-Gallon Tow Sprayer

MODEL 45-0293

- 25-gallon tank is perfect for bigger jobs.
- 60 psi sprayer pump for reliable operation.
- Large screw cap for easy mixing of chemicals.
- 7' spray coverage when booms are extended.
- Easy operation from vehicle seat.
- Connects easily to vehicle's electric source.
- Pneumatic tires allow for smooth transport.
- Hand wand sprays up to 30' so it easily reaches trees and other difficult to reach places.



STD. Pk. • 1
Wt. Ea. • 53 lbs.
Assembled Product Size • 55" x 26" x 20"
UPS • Y
Plt. Qty. • 8
Carton Size L x W x H • 40.4" x 18.4" x 23.5"
UPC Code Ref. • 052613452936

THE ROUGH CUT MOWER

The easy way to take care of big spaces and back lots.

Large Spaces

It will cut a swath from three-and-a-half feet to 42 inches.

Powerful

It's powered by a dependable Briggs & Stratton engine.

Versatile

It can be towed by your mower or an ATV or UTV when the going gets tough.





THE ROUGH CUT MOWER

The easy, 42" Rough Cut Mower cuts through the toughest terrain.



Offset Hitch

Spring-loaded offset hitch releases without pins or hardware for convenience.



Height Settings

Tow mower features 22 height settings with ½" increments for real versatility.



Breakaway Blades

Agri-Fab® rough-cut mowers feature breakaway blades for operator safety and durability of engine, clutch and belts.



Vertical Adjustments

Mower hitch design vertically adjusts to fit a variety of vehicles.

Electric-Start 42" Rough-Cut Mower

MODEL 45-0362

- Briggs & Stratton® engine for reliable power.
- Rough-and-ready design features twin 5 lb. steel blades to cut grass, brush and up to 2" saplings.
- Offsets from 0"– 23" right or left, allowing mowing in hard-to-reach areas.
- Shorter tow tongue allows mower to track better behind towing vehicle.

**Not for sale in California*



COMPATIBLE



STD. Pk. • 1
Wt. Ea. • 565 lbs.
Assembled Product Size • 126" x 62" x 32"
UPS • N
Plt. Qty. • 1
Carton Size L x W x H • 64.5" x 59" x 32"
UPC Code Ref. • 052613453629

VACS

The easy way to put the finishing touches on your lawn and garden by picking up grass clippings, leaves and wood chips.

Connects Easily

Easily connects to your power mower.

Powerful

Has a powerful 80MPH suction to pick up everything.

Quick

Can pick up 26 bushels of debris on a single run.

Top Quality

Powered by top quality Briggs & Stratton® Engines.





VACS

Take your pick, the Mow-N-Vac™ (55188) for leaves, needles and grass clippings or the Chip-N-Vac™ (55249) for all debris including branches up to 2" in diameter.

Hard Top Mow-N-Vac™



MODEL 55188

- Briggs & Stratton® engine for dependable performance.
- Large 26-bushel/32 cu. ft. capacity holds more for fewer stops.
- 80 MPH suction provides enough power for leaves, pine needles and grass clippings.
- Versatile design fits over 40 different tractor decks up to 54" wide (templates included).
- Durable, vented hard-top design reduces dust.
- Safety shutoff prevents accidental engine startups.
- Additional Hose Kit needed for use with zero-turn mowers. Part #65640.

* Prior to towing anything with your zero-turn mower, please review your mower's owner's manual.

* Not for sale in California

STD. Pk. • 1

Wt. Ea. • 326 lbs.

Assembled Product Size • 96" x 33" x 62"

UPS • N

Plt. Qty. • 1

Carton Size L x W x H • 52" x 34" x 59"

UPC Code Ref. • 052613551882



Safety shutoff

Safety shutoff is located for quick access and safe control.



Deck adapter

Deck adapter kit enables Agri-Fab® vacs to fit most popular tractor decks.

Hard Top Chip-N-Vac™



Compost

Grass clippings, chopped leaves and chipped branches make valuable additions to your compost pile.

MODEL 55249

- Briggs & Stratton® engine for dependable performance.
- Large 26-bushel/32 cu. ft. capacity holds more for fewer stops.
- Easily chips branches up to 2" in diameter.
- 80 MPH suction provides enough power for leaves, pine needles and grass clippings.
- Versatile design fits over 40 different tractor decks up to 54" wide (templates included).
- Durable, vented hard-top design reduces dust.
- Safety shutoff prevents accidental engine startups.
- Additional Hose Kit needed for use with zero-turn mowers. Part #65640.

* Prior to towing anything with your zero-turn mower, please review your mower's owner's manual.

* Not for sale in California

STD. Pk. • 1

Wt. Ea. • 350 lbs.

Assembled Product Size • 96" x 33" x 62"

UPS • N

Plt. Qty. • 1

Carton Size L x W x H • 52" x 34" x 59"

UPC Code Ref. • 052613101629

The Hose Kit lets you vacuum in hard to reach areas like shrubs, on patios and under decks.



MODEL 45-0253

- Lets you vacuum around shrubs, on patios, under decks and in hard-to-reach areas.
- Attaches easily and quickly.
- 12' hose for good reach.
- Fits Agri-Fab's® Vac-N-Go™, Mow-N-Vac™ and Chip-N-Vac™.

STD. Pk. • 1

Wt. Ea. • 23 lbs.

Assembled Product Size • N/A

UPS • Y

Plt. Qty. • 12

Carton Size L x W x H • 48.5" x 19.5" x 12.8"

UPC Code Ref. • 052613452530



Agri-Fab®
Lawn Care Made Easy™

GROUND ENGAGING

*Your great looking property
is more than just your lawn.*

Versatile

Levels out driveways
to paddocks.

Performance

Works throughout the year.

Durable

Powder - coated
steel construction.





GROUND ENGAGING

Sleeve Hitch Scraper Box



Scraper box

A scraper box is ideal for light grading and leveling.

MODEL 45-0265

- Requires sleeve hitch for operation; consult tractor manufacturer for sleeve hitch.
- 42" working width for quick coverage of most tracks and driveways.
- $\frac{3}{16}$ " steel blade for hardworking, hard-wearing strength.
- 30° angle adjustment.

STD. Pk. • 1

Wt. Ea. • 81 lbs.

Assembled Product Size • 27" x 45" x 18"

UPS • Y

Plt. Qty. • 15

Carton Size L x W x H • 45.4" x 13.6" x 8.6"

UPC Code Ref. • 052613452653

Sleeve Hitch Disc Cultivator



MODEL 45-0266

- Requires sleeve hitch for operation; consult tractor manufacturer for sleeve hitch.
- Adjustable working width 30"– 38".
- Eight durable 11" discs, powder-coated for durability.
- Disc angle adjustments from 10°–20° for a well-groomed look.

STD. Pk. • 1

Wt. Ea. • 68 lbs.

Assembled Product Size • 28" x 36" x 15"

UPS • Y

Plt. Qty. • 18

Carton Size L x W x H • 33" x 12.2" x 6"

UPC Code Ref. • 052613452660

Sleeve Hitch Row Crop Cultivator



MODEL 45-0264

- Requires sleeve hitch for operation; consult tractor manufacturer for sleeve hitch.
- Adjustable working width, 18"–42" for versatility.
- Seven durable spring steel tangs.
- Adjustable skids for depth control.

STD. Pk. • 1
Wt. Ea. • 44 lbs.
Assembled Product Size • 32" x 41" x 15"
UPS • Y
Plt. Qty. • 24
Carton Size L x W x H • 40.9" x 13.6" x 5.3"
UPC Code Ref. • 052613452646

Sleeve Hitch Rock Rake



MODEL 45-0366

- Requires sleeve hitch for operation; consult tractor manufacturer for sleeve hitch.
- 48" working width for quick coverage of large areas.
- ¼" heat-treated steel tangs for toughness and strength.
- 24° angle adjustment for a well-groomed look.

STD. Pk. • 1
Wt. Ea. • 73 lbs.
Assembled Product Size • 50.5" x 12.5" x 7.5"
UPS • Y
Plt. Qty. • 18
Carton Size L x W x H • 50.5" x 12.5" x 7.5"
UPC Code Ref. • 052613453667

Multi-Fit Tow-Behind Tiller



MODEL 45-0308

- Briggs & Stratton® engine for dependable performance.
- Forward-rotating tines prepare seedbeds quickly.
- Six, double-edge, 11" diameter heavy-duty tines make short work of your tilling needs.
- Tine adjustment from 1½"–5½".
- Hitch pin attachment allows for easy fit-ups to vehicles without any additional equipment required.

**Not for sale in California*

STD. Pk. • 1
Wt. Ea. • 261 lbs.
Assembled Product Size • 56" x 38" x 32"
UPS • N
Plt. Qty. • 1
Carton Size L x W x H • 51.5" x 42.8" x 30.5"
UPC Code Ref. • 052613453087



Agri-Fab®
 Lawn Care Made Easy™

We make lawn care easy.

We know you're proud of your great looking lawn and we're proud to be a part of it.

Agri-Fab® attachments are designed for homeowners who want beautiful lawns yet want the job of lawn care to be quick and easy.

In order to achieve this objective, Agri-Fab® constantly asks you, our customers, how we can improve our current lawn care products.

As a result of this exploratory analysis, Agri-Fab® constantly discovers new ways to meet your present and future needs.

In addition, Agri-Fab® is continually looking to make its products less seasonal so you can get greater value for the attachment you buy. For example, the sweeper has long been viewed as a product for cleaning up leaves just in the fall. We now have broadened this emphasis. The sweeper is ideal for spring clean up as well as the removal of summer grass clippings.

Above all of this, is our dedication to building quality and durability into the products we make. We can assure you that our products are made with the very best components to insure lasting performance. As proof of this commitment, all of our lawn care products contain a three-year warranty.

You can always be sure when purchasing an Agri-Fab® product that it will provide you with years of service as well as, make your lawn beautiful and its care easy.

Mike Cohan,
President
Agri-Fab®

agri-fab.com

809 South Hamilton Street • Sullivan, IL 61951
800-448-9282

Form No. 41914

Agri-Fab®
Lawn Care Made Easy™